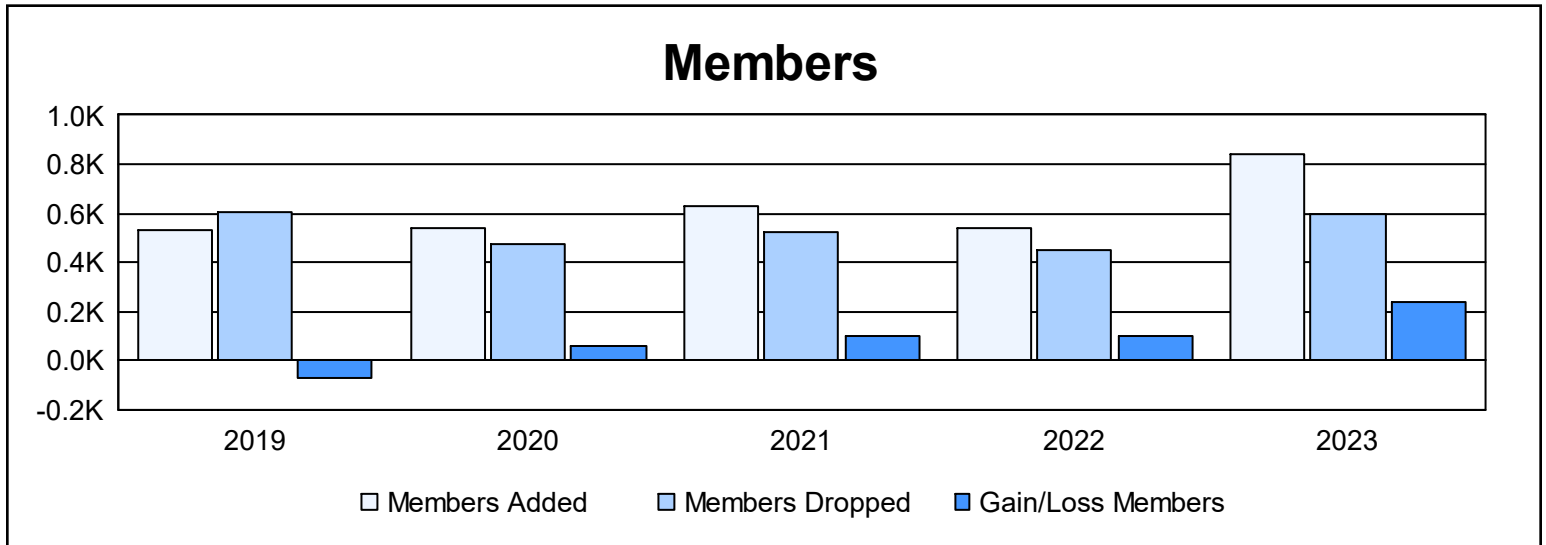
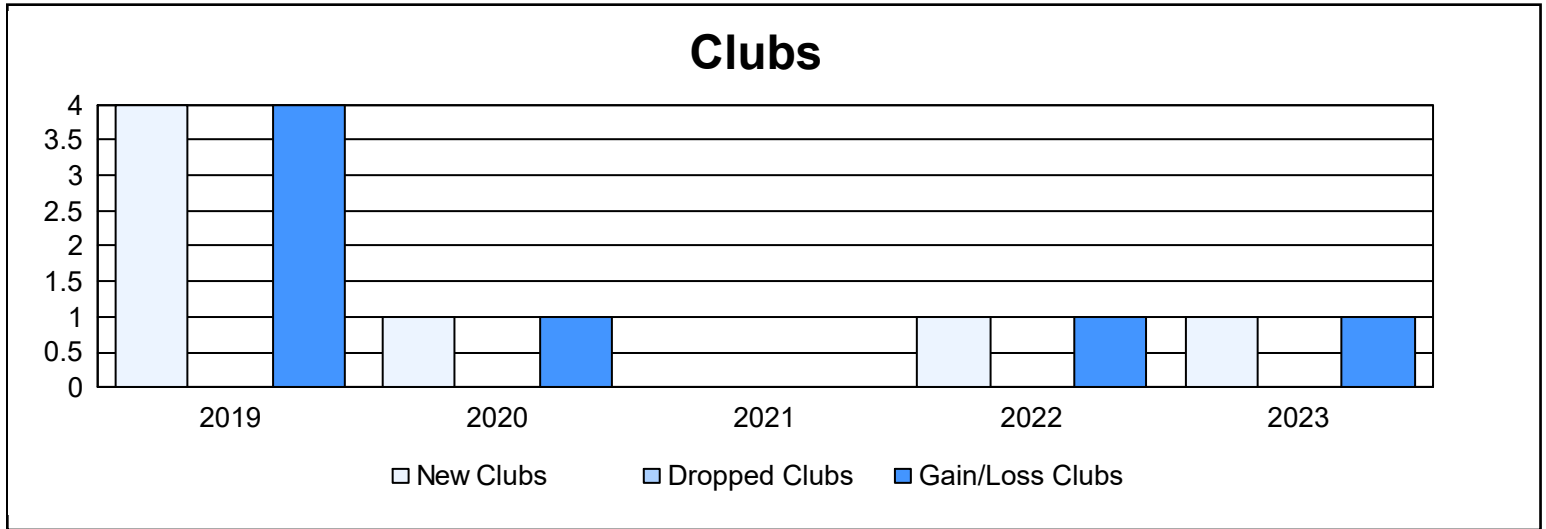
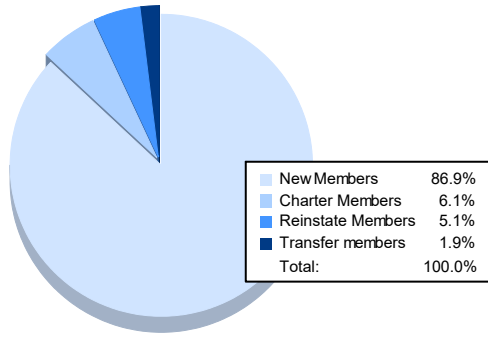


Year	New Clubs	Dropped Clubs	Gain/ Loss Clubs	New Members	Charter Members	Reinstate Members	Transfer Members	Total Member Added	Total Members Dropped	Gain/ Loss Members
2018-2019	4	0	4	355	135	30	15	535	604	-69
2019-2020	1	0	1	433	47	45	15	540	478	62
2020-2021	0	0	0	573	5	41	11	630	527	103
2021-2022	1	0	1	450	41	32	20	543	447	96
2022-2023	1	0	1	727	51	43	16	837	598	239
<b>Average</b>	<b>1</b>	<b>0</b>	<b>1</b>	<b>508</b>	<b>56</b>	<b>38</b>	<b>15</b>	<b>617</b>	<b>531</b>	<b>86</b>



### Membership Composition June 2023 Cumulative



### Gender Composition June 2023 Cumulative

